

Hints to give lessons not only ATTRACTIVE but also THOUGHTFUL

- What we learned throughout the TWINCLE program -

Unit M

Keisuke SATO*1, Takuma SAWADA*2, Ikuma SUDA*2, Yui MATSUNAGA*3, Miho MATSUMOTO*4

- *1: Science Education department at the Education course
- *2: Information Science department at the Advanced Integration Science course
- *3: Physical Education department at the Education course
- *4: Social Studies Education department at the Education course

1. Outline & Schedule

Date	Contents	Date	Contents
16 th Sep. Mon	Arrived at Yogyakarta	23 rd Mon	Preparing for lessons
17 th Tue	Presentation (Japanese culture lesson at UGM)	24 th Tue	Lesson at SMA N6 (science lesson)
18 th Wed	Presentation (science lesson at UGM)	25 th Wed	Lesson at SMA N6 (Japanese culture lesson)
19 th Thu	Lesson at SMA N3 (Japanese culture lesson)	26 th Thu	Final presentation
20 th Fri	Lesson at SMA N3 (science lesson)	27 th Fri	Sightseeing (Borobudur, shopping, etc...)
21 st Sat	Sightseeing (Prambanan, beach, etc...)	28 th Sat	Leave Yogyakarta
22 nd Sun	Sightseeing (Rafting, beach, etc...)	29 th Sun	Arrive at Japan

Place Visited:

Gadjah Mada University
SMA Negeri 3, Yogyakarta
SMA Negeri 6, Yogyakarta

2. Japanese Culture Lesson

Japanese Culture Lesson




Title: SATOYAMA Culture

-Coexisting with Nature-

Aim: to make students think about coexisting with nature

Key: People "arrange" nature.

Lesson Contents

Introduction	Body	Conclusion
 self-introduction two questions (think coexisting with nature) use work sheet for students to answer our question	 Explanation & Examples of SATOYAMA (learn "arrange")	 Rethink coexisting with nature

To tell the key point...

1st presentation at UGM, we could not tell the key point (meaning of "arrange") to UGM students. So...

discussed with UGM students

got advice; more example of "arrange"


As a result

add example: sun tree & shade tree

move this one: from last to head

We could tell our key!

Achievement & Improvement

Achievement	Improvement
from work sheets..  • enjoy work sheet • understand key → human need nature, nature needs human. We learn better expression than ours	too much examples.. → spent long time ↓ should summarize more activity

3. Science Lesson

Title: The mechanism and expression of light

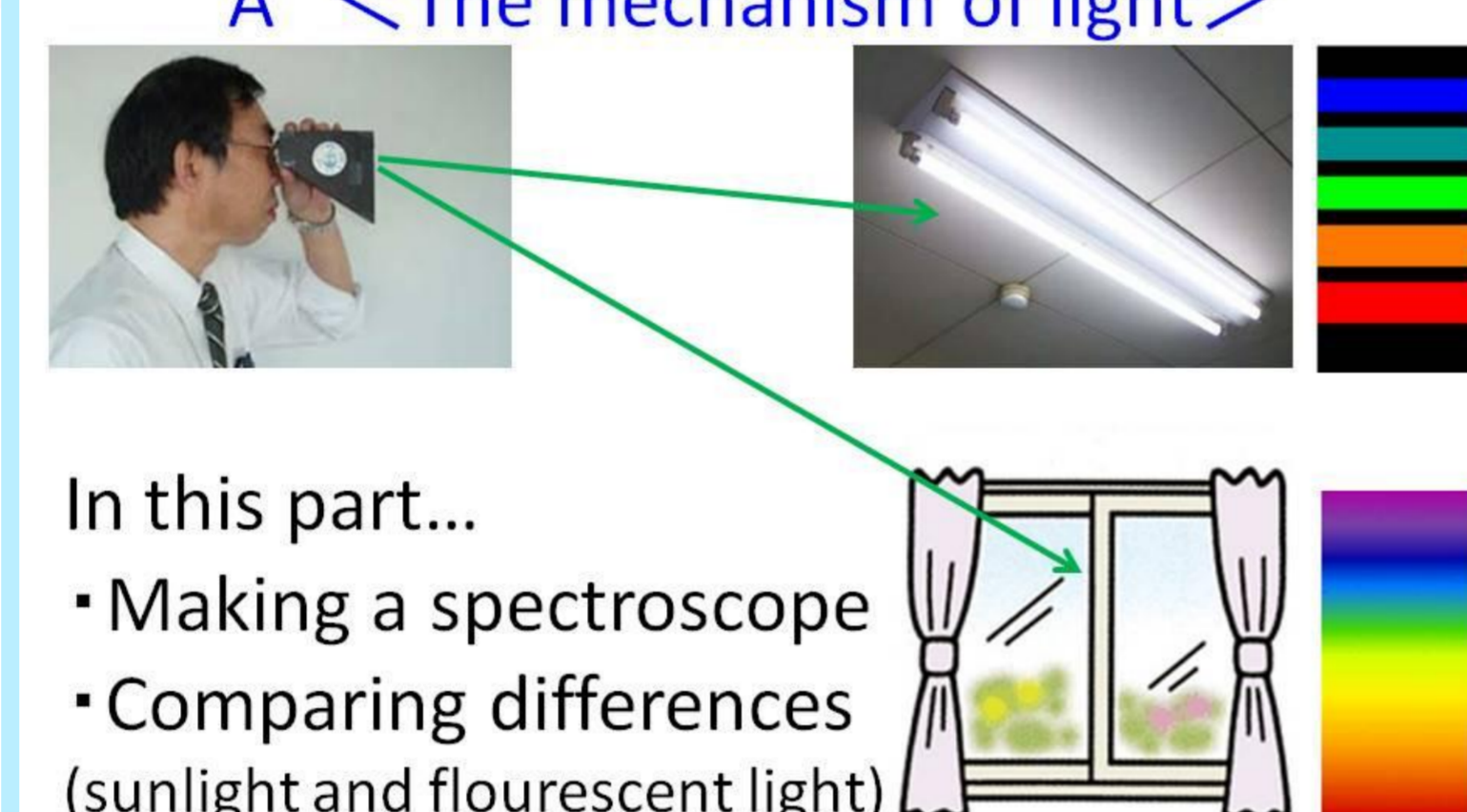
Objective

1: To make students understand the mechanism and expression of light.

2: To get students interested in technology which use the mechanism of light.

Experiment 1

A <The mechanism of light>

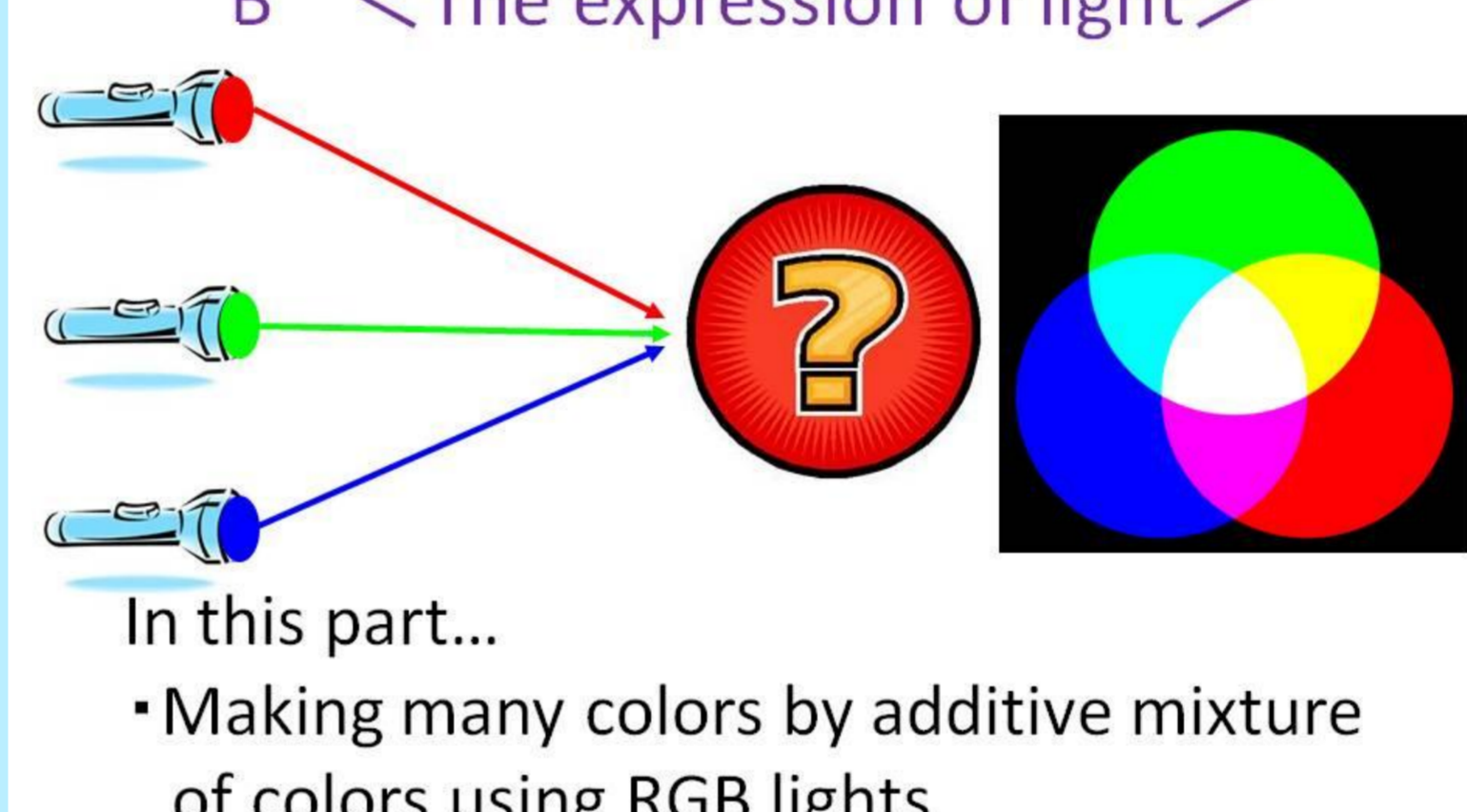


In this part...

- Making a spectroscope
- Comparing differences (sunlight and fluorescent light)

Experiment 2



B <The expression of light>



In this part...

- Making many colors by additive mixture of colors using RGB lights
- Expressing what colors they made

Improvement

Some of students... couldn't realize differences of the light spectra between sunlight and fluorescent light.

→ • Explain differences before experiment.

• Increase the question to students

4. Holiday Activity

Holiday activities



We were guided to many wonderful places by students of Gadjah Mada University. It was sweet to have a good time. Thank you very much for taking us.


PRAMBANAN 9/21



the most beautiful remain of Hindu style in the world. Fusion of Buddhism and Hinduism.


Accept each other!

PARANGTRITIS BEACH



9/21 Parangtritis beach I was impressed by the beautiful sunset.

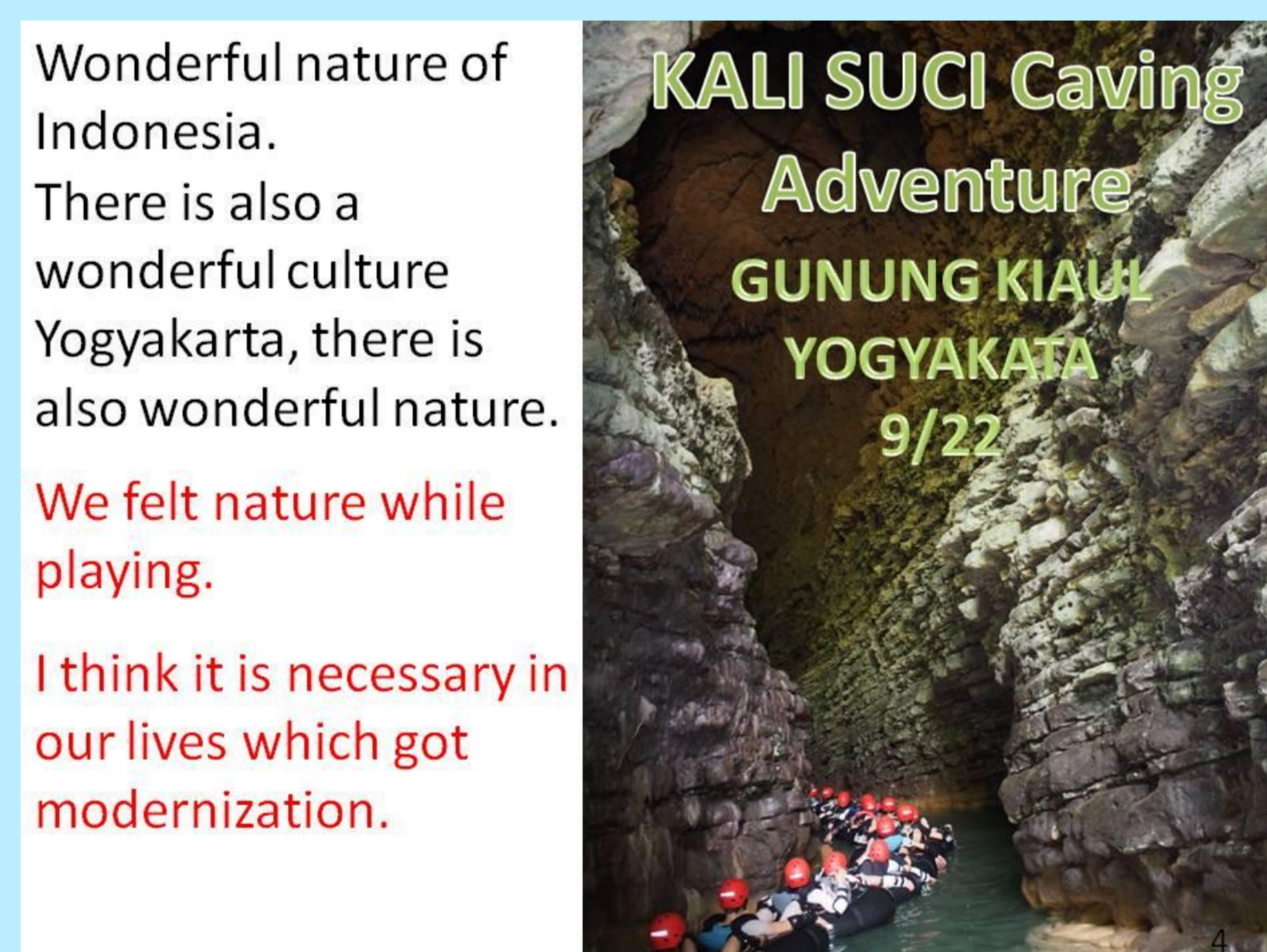
KUKUP BEACH



9/22 Kukup beach At this beach, the tourists can take hermit crab and sea urchin, and shellfish and I thought it is similar to the Japanese "shiohigari".

KALI SUCI Caving Adventure

GUNUNG KIAU YOGYAKARTA 9/22



Wonderful nature of Indonesia. There is also a wonderful culture Yogyakarta, there is also wonderful nature.

We felt nature while playing.

I think it is necessary in our lives which got modernization.

5. Result, Issue and Impression

1. Results We could give the lessons

...which is not only attractive but also let the students consider deeply.

2. Issue You should ...

- not only consider script for lesson but also expect students' responses (to give proper comments to students toward their responses).
- discuss with other member many times and share information and lesson plans.
- deal with every situation flexibly (because lessons change depending on how high the ability level of school is or what facilities the school has).

3. Impression We thought...

- Good point of Indonesia is there are many occasions of communication with even strangers.
- In exchanging different cultures, we should need to know our culture more and we realized the importance of accepting different cultures.