




# Twinkle 2013 Our creation ! Our way!

Date : 2013.09.02 - 2013.09.29  
University : Udayana university  
High school : SMA1 · SMA2

 Kazumi Irie (education)  
Ai Yamamoto (education)  
 Takafumi Kawai (engineering)  
Shuhe Lee (engineering)


## Science Class - Remote Sensing -

### ① What is RS ?




Introduction of Remote Sensing

### ② Optical VS Microwave



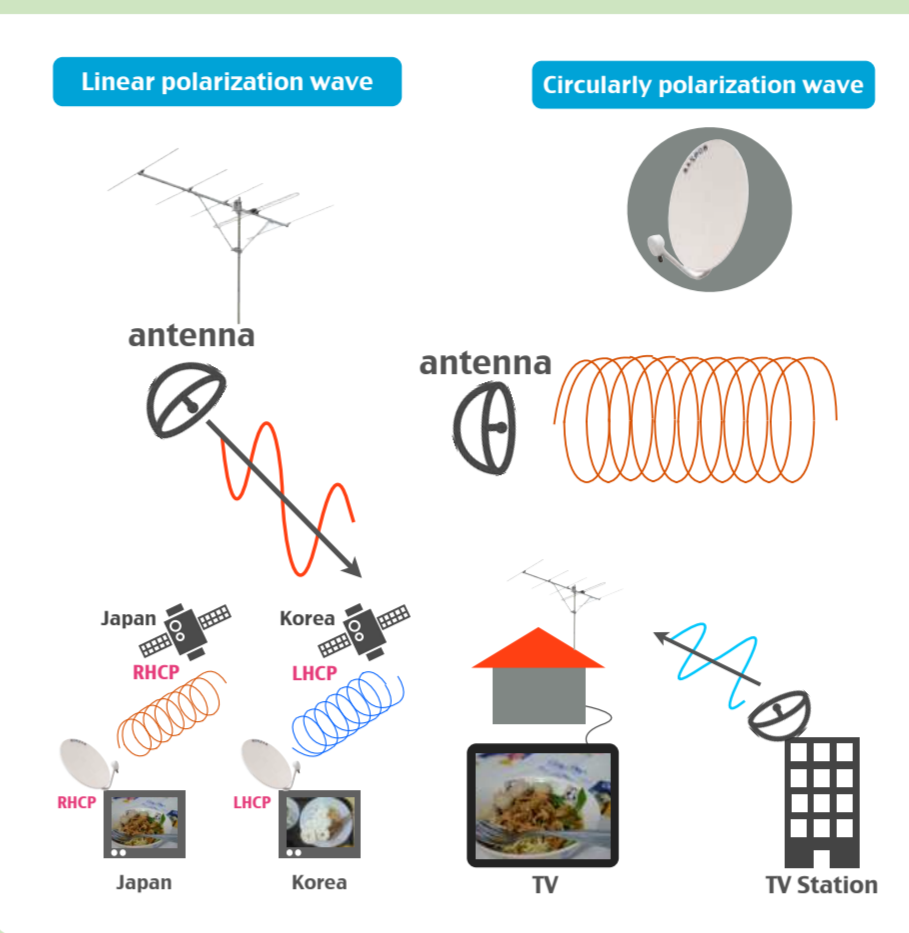
Explain the advantage and disadvantage

### ③ Polarization




Do the experiment

### ④ Polarization of Antenna



Different polarization wave and how to use it

### ⑤ Application of RS in Jakarta




Examples to explain how can RS apply to the disasters in Indonesia

#### Student's reaction




**They** understand the phenomenon of polarization.  
**One** of students said better answer than our expected.  
**They** were teaching about polarization to friends and their teachers.

#### What do we had to improve ?



The model of polarization



Make a vertical wave by shaking hand

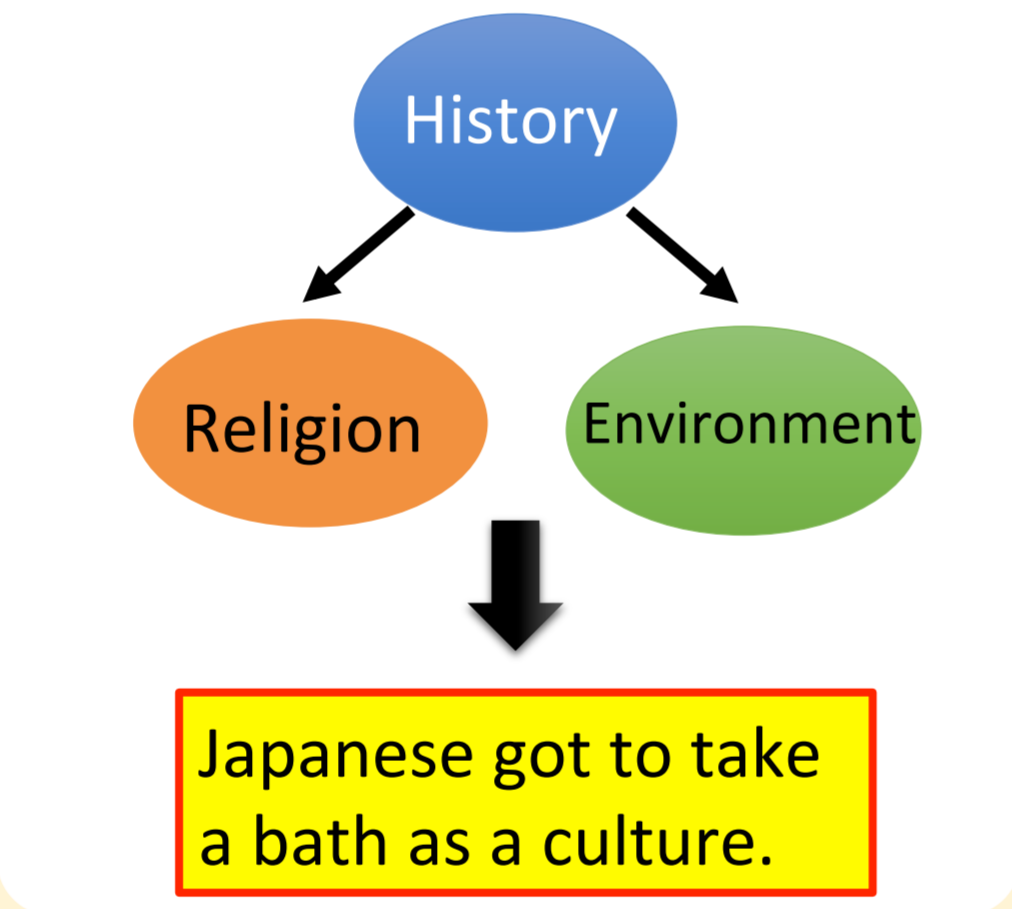
## Japanese Class – Japanese bath culture -

### ① Introduction



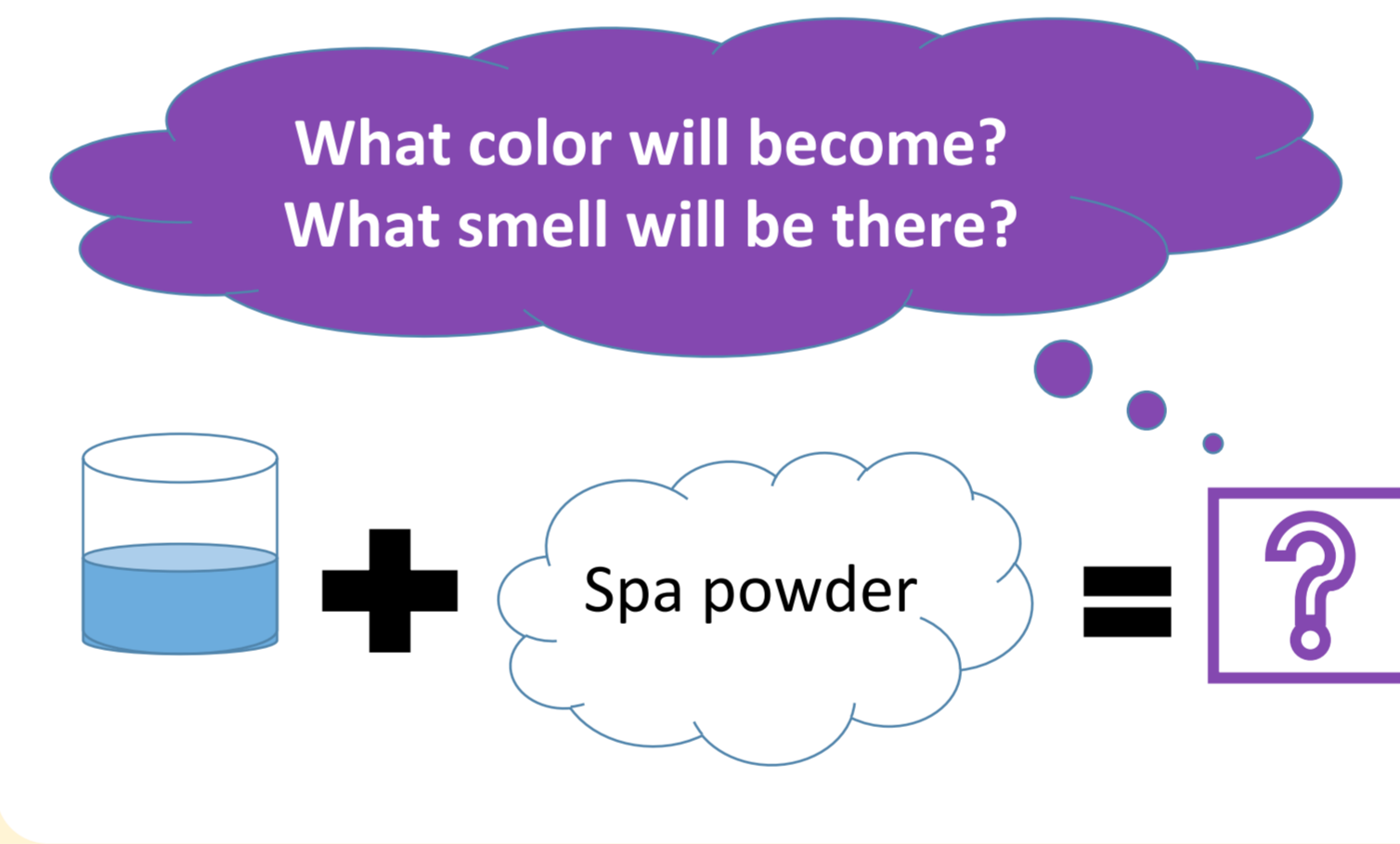
Where do you communicate?

### ② History




It is composed of religion and environment

### ③ Experiment



We prepared many spa powders. [Yuzu, Sakura Forest, Peach]

### ④ Conclusion



What is the bath for Japanese ?


#### Student's reaction



**Experiment** made students fun and interested in Japanese bath. (ex: coffee bath, wine bath)  
**Students** tried to answer our questions.  
**We** found they like to study Japanese words.

#### What are 3 good points ?

- ✓ Use many pictures to attract the attention !
- ✓ Prepare many kinds of spa powder !
- ✓ Perform the short play to teach manner !



## Extra activity

#### Traditional dance and music



Enjoyed dancing and playing musical instruments with students

#### Purification



We went to tampaksiring. There were many people and they cleansed themselves.

#### Traditional dress



We learned Balinese traditional dress

## Achievements and Problems

### Achievement

- 1 We all tried to communicate with students and teachers and friends in Bali
  - ↳ It improves our attitude to understand each other
- 2 Our students could understand and tell their friends what they understood
  - ↳ We could make a easy lesson to understand with visuals and instruments
  - ↳ Exterminations make interesting lesson. It improves student's concentration

### Problem

- 1 It was very hard to keep student's concentration, when we explained the RS
- 2 Sometimes we misunderstood teacher's opinion , because of the difference of culture and thinking